

Custom Options:

- Tack Room w/ Wood Floor, Door, & Window
- 28' x 24' Window in Dutch Door
- 25 - 50 Year Architectural Asphalt Shingles
- Cedar Shake Shingles
- Cedar or Cypress Siding
- Metal Siding & Roofing
- Cupolas & Weather Vanes
- Ridge Vents
- Removable Partitions



Stop Throwing Money on the Ground!



Large Bale Feeder
Round or Square

- Hay Box Dimensions: 6' x 10'
Roof Coverage: 10' x 14'
- Side Loading Gate
 - Tow Hooks on each Corner
 - Metal or Shingle Roof

Eberly Barns Inc.



"We set it on a dime... and give you a nickle change." -Nate Eberly

Custom Built Shed-Row Horse Barns & Run-In Sheds

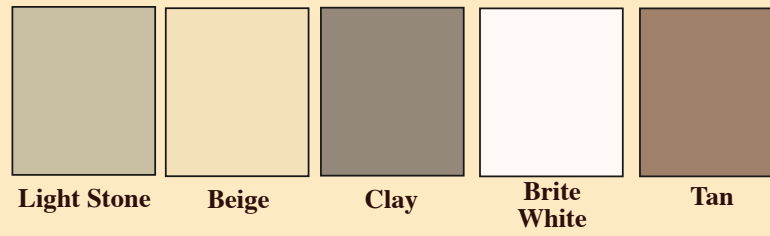


10' x 24' Run-In w/ optional Cedar Shake Roof

Shingle Roofing



Metal Roofing and Siding



**Custom Staining and Painting
available by request.**


* Above samples may vary from actual shingle or metal colors.



12' x 40' w/ 10' Overhang 3 Stalls & Storage

Shed-Row Horse Barns Standard Features:

- 1- 4' x 7' Dutch Door per Stall
- 4' High Oak Kickboard
- 1- 28" x 24" 6-Light Window per Stall
- Steel Powder-Coated Grills
- White Pine Board & Batten Siding
- Powder Coated Hinges & Latches
- Oak Posts & Barn-Style Framing
- Gable Vents



10' x 38' Combo 2 Stalls, Storage & Run-In, Metal Roof Option

**Single units available
up to 50 feet.**

**Ph: (717)391-7808 • Fx: (717)391-7806 • www.eberlybarns.net
Lancaster, PA**



12' x 24' w/ 4' Overhang Run-In



12' x 40' w/ 4' Overhang Run-In & Storage Combo



14' x 14' Storage Shed



10' x 32' Metal Siding & Roof



Gable Vent



Storage Latches



28" x 24" 6-Light Window



Powder Coated Stall Latches



12' x 40' w/ 4' Overhang, 4 - 12' x 10' Stalls



12' x 44' w/ 3 Stalls & Storage



12' x 38' w/ 10' Overhang, 3 Stalls & Storage



Stall Interior



Run-In Interior

Eberly Barns

Ph: (717)391-7808 • Fx: (717)391-7806

www.eberlybarns.net

Lancaster, PA



10' x 30' Combo Run-In & Storage w/ stain option